

SOLED



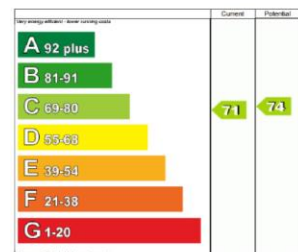
38a Scaddy Road
Downpatrick BT30 9BP

Offers In The Region Of
£320,000

- Beautiful Detached Chalet Bungalow
- Five or Six Bedrooms
- Three Reception Room & Games Room
- Oil Fired Central Heating
- Double Glazed Windows & Doors
- Sunroom
- Large Detached Garage
- PVC Facia & Seamless Guttering
- Tarmac Driveway
- Early Viewing Recommended

Secure this home with our in house
Financial Advisors Welby & Associates.

WA
Welby & Associates
CHARTERED FINANCIAL PLANNERS





38a Scaddy Road
Downpatrick BT30 9BP

Offers In The Region Of
£320,000

Secure this home with our in house
Financial Advisors Welby & Associates.

- Beautiful Detached Chalet Bungalow
- Five or Six Bedrooms
- Three Reception Room & Games Room
- Oil Fired Central Heating
- Double Glazed Windows & Doors
- Sunroom
- Large Detached Garage
- PVC Facia & Seamless Guttering
- Tarmac Driveway
- Early Viewing Recommended

WA
Welby & Associates
CHARTERED FINANCIAL PLANNERS

Energy Rating	Current	Potential
A 92 plus		
B 81-91		
C 69-80		
D 55-68	71	74
E 39-54		
F 21-38		
G 1-20		



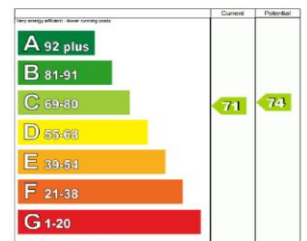
38a Scaddy Road
Downpatrick BT30 9BP

Offers In The Region Of
£320,000

Secure this home with our in house
Financial Advisors Welby & Associates.

- Beautiful Detached Chalet Bungalow
- Five or Six Bedrooms
- Three Reception Room & Games Room
- Oil Fired Central Heating
- Double Glazed Windows & Doors
- Sunroom
- Large Detached Garage
- PVC Facia & Seamless Guttering
- Tarmac Driveway
- Early Viewing Recommended

WA
Welby & Associates
CHARTERED FINANCIAL PLANNERS





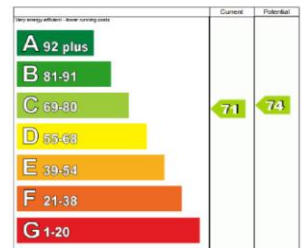
38a Scaddy Road
Downpatrick BT30 9BP

Offers In The Region Of
£320,000

Secure this home with our in house
Financial Advisors Welby & Associates.

- Beautiful Detached Chalet Bungalow
- Five or Six Bedrooms
- Three Reception Room & Games Room
- Oil Fired Central Heating
- Double Glazed Windows & Doors
- Sunroom
- Large Detached Garage
- PVC Facia & Seamless Guttering
- Tarmac Driveway
- Early Viewing Recommended

WA
Welby & Associates
CHARTERED FINANCIAL PLANNERS





38a Scaddy Road
Downpatrick BT30 9BP

Offers In The Region Of
£320,000

Secure this home with our in house
Financial Advisors Welby & Associates.

- Beautiful Detached Chalet Bungalow
- Five or Six Bedrooms
- Three Reception Room & Games Room
- Oil Fired Central Heating
- Double Glazed Windows & Doors
- Sunroom
- Large Detached Garage
- PVC Facia & Seamless Guttering
- Tarmac Driveway
- Early Viewing Recommended

WA
Welby & Associates
CHARTERED FINANCIAL PLANNERS

Energy Rating	Current	Potential
A 92 plus		
B 81-91		
C 69-80		
D 55-68		
E 39-54	71	74
F 21-38		
G 1-20		





38a Scaddy Road
Downpatrick BT30 9BP

Offers In The Region Of
£320,000

- Beautiful Detached Chalet Bungalow
- Five or Six Bedrooms
- Three Reception Room & Games Room
- Oil Fired Central Heating
- Double Glazed Windows & Doors
- Sunroom
- Large Detached Garage
- PVC Facia & Seamless Guttering
- Tarmac Driveway
- Early Viewing Recommended

Secure this home with our in house
Financial Advisors Welby & Associates.

WA
Welby & Associates
CHARTERED FINANCIAL PLANNERS

Energy Efficiency - Your Current Rating	Current	Potential
A 92 plus		
B 81-91		
C 69-80		
D 55-68	71	74
E 39-54		
F 21-38		
G 1-20		





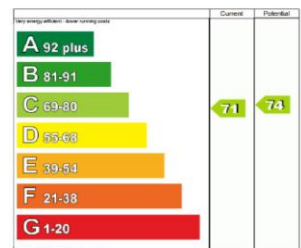
38a Scaddy Road
Downpatrick BT30 9BP

Offers In The Region Of
£320,000

Secure this home with our in house
Financial Advisors Welby & Associates.

- Beautiful Detached Chalet Bungalow
- Five or Six Bedrooms
- Three Reception Room & Games Room
- Oil Fired Central Heating
- Double Glazed Windows & Doors
- Sunroom
- Large Detached Garage
- PVC Facia & Seamless Guttering
- Tarmac Driveway
- Early Viewing Recommended

WA
Welby & Associates
CHARTERED FINANCIAL PLANNERS





38a Scaddy Road
Downpatrick BT30 9BP

Offers In The Region Of
£320,000

Secure this home with our in house
Financial Advisors Welby & Associates.

- Beautiful Detached Chalet Bungalow
- Five or Six Bedrooms
- Three Reception Room & Games Room
- Oil Fired Central Heating
- Double Glazed Windows & Doors
- Sunroom
- Large Detached Garage
- PVC Facia & Seamless Guttering
- Tarmac Driveway
- Early Viewing Recommended

WA
Welby & Associates
CHARTERED FINANCIAL PLANNERS

Energy Rating	Current	Potential
A 92 plus		
B 81-91		
C 69-80		
D 55-68	71	74
E 39-54		
F 21-38		
G 1-20		

